


DRAW WITH ME

BABY BLUE


BY JUDI ABBOT



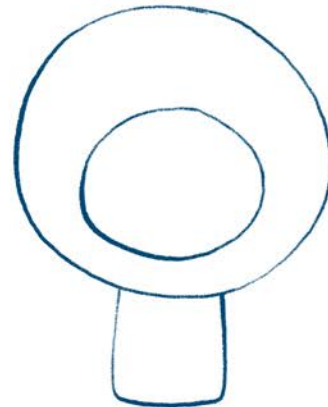
1. DRAW A CIRCLE.
THIS IS THE HEAD.




2. DRAW A SMALLER
CIRCLE INSIDE THE
BIG ONE




3. ADD AT THE BOTTOM OF
THE BIG CIRCLE A SQUARE
SHAPE BODY



4. DRAW ARMS AND HANDS,
ONE EACH SIDE



5. NOW IT'S THE TURN
OF LEGS AND FEET .
DRAW A SMILING FACE



6. YOU ARE ALMOST DONE!
COLOUR EVERYTHING BLUE,
EXCEPT THE FACE.



TO MAKE YOUR OWN BABY BLUE VERY UNIQUE,
YOU CAN ADD SOME DETAILS AND ACCESSORIES, LIKE SHOES, HAT,
GLASSES AND MORE!
YOU CAN ALSO CREATE OTHER BABIES, LIKE BABY YELLOW, BABY RED,
BABY PURPLE ETC!
ENJOY!